

RESOLUTION NO. 2009-228

**A RESOLUTION OF THE CITY COUNCIL OF THE CITY OF ELK GROVE
AUTHORIZING THE CITY MANAGER TO EXECUTE OPTIONS FOR EIGHT 40'
COMPRESSED NATURAL GAS (CNG) TRANSIT BUSES WITH NEW FLYER OF
AMERICA NOT TO EXCEED \$4 MILLION**

WHEREAS, the City of Elk Grove has received \$4 million in American Reinvestment and Recovery Act (ARRA) "stimulus" funds; and

WHEREAS, eight vehicles in the City's Transit fleet either meet or exceed the federal guidelines for replacement; and


WHEREAS, Transit staff has identified valid contracts with assignable options and has successfully obtained options for 40' CNG buses from New Flyer; and

WHEREAS, the City's Transit System Manager and Fleet Manager will visit the New Flyer factory in Winnipeg, Canada for pre-build inspections in accordance with Federal Transit Administration (FTA) Best Practices and the New Flyer factory in Crookston, MN following build and prior to delivery to inspect the vehicles and complete the necessary Buy America certifications; and

WHEREAS, the procurement complies with Federal Transit Administration procurement practices and allows the City to meet the ARRA deadlines.

NOW, THEREFORE, BE IT RESOLVED that the City Council of the City of Elk Grove hereby authorizes the City Manager to execute options, substantially in the form attached hereto as Exhibit A, for eight 40' CNG transit buses with New Flyer of America in an amount not to exceed \$4 million.

PASSED AND ADOPTED by the City Council of the City of Elk Grove this 18th day of November 2009.



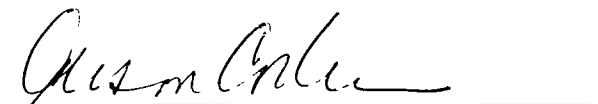
PATRICK HUME, MAYOR of the
CITY OF ELK GROVE

ATTEST:



SUSAN J. BLACKSTON, CITY CLERK

APPROVED AS TO FORM:



SUSAN COCHRAN, CITY ATTORNEY

EXHIBIT A



CONTRACT

NEW FLYER – CONSULTANT

THIS CONTRACT (“Contract”) is made and entered into between City of Elk Grove, a Municipal Corporation (“City”) and New Flyer (“Consultant”), and hereby acknowledges the agreement entered into between New Flyer and San Bernardino on the Request for Proposal dated May 30, 2008 (“Agreement”).

WHEREAS, the City has the authority to utilize cooperative purchasing agreements with other public agencies pursuant to the Elk Grove Municipal Code Chapter 3.42; and

WHEREAS, San Bernardino has procured desirable services with Consultant for the purchase of eight (8) C40LFR buses.

1. Consultant has previously entered into an Agreement with San Bernardino, attached hereto as Exhibit A and incorporated herein by this reference. The City and Consultant shall be bound by all terms and conditions of the Agreement, except as modified by this Contract. In the event of any inconsistency between this Contract and the Agreement, this Contract shall control.

2. Technical Summary. Exhibit B contains the technical summary for the six bus options acquired from the San Bernardino Agreement.

3. Compensation.

A. The Consultant shall be paid upon acceptance by City for the actual fees, costs and expenses for the time and materials required and expended, and approved by the City, but in no event shall total compensation exceed Four Million Dollars and No Cents (\$4,000,000.00), without City’s prior written approval.

4. **Indemnification.** To the fullest extent permitted by law, Consultant shall indemnify, protect, defend, and hold harmless City, its officers, officials, agents, employees and volunteers from and against any and all claims, damages, demands, liability, costs, losses and expenses, including without limitation, court costs and reasonable attorneys' and expert witness fees, arising out of any failure to comply with applicable law, any injury to or death of any person(s), damage to property, loss of use of property, economic loss or otherwise arising out of the performance of the work described herein, to the extent caused by a negligent act or negligent failure to act, errors, omissions, recklessness or willful misconduct incident to the performance of this Contract on the part of Consultant, except such loss or damage which was caused by the sole negligence, or willful misconduct of the City. The provisions of this section shall survive termination or suspension of this Contract.

5. Risk of loss is borne by New Flyer until acceptance by City.

AGREED to this _____ day of _____, 2009, by the parties as follows.

Approved as to form:


CONSULTANT

By: _____
Attorney for Consultant

By: _____

Approved as to form:

CITY OF ELK GROVE

By: 
Susan Cochran, City Attorney

By: _____
Laura S. Gill, City Manager

Attest to:

Susan J. Blackston, City Clerk

EXHIBIT A

RFP

Available in City Clerk's office for viewing.

Exhibit B

Option#	Description	Value Description (blank means unset)
100-002a	COACH LENGTH	Model - 40' low floor coach.
100-002d	STRUCTURAL MATERIAL	(B), Structural material - carbon steel.
100-002f	COACH STYLING	(C), Coach styling - LFR, restyled low floor.
201-005	BUMPERS	(B), Bumpers - front and rear Romeo Rim Help 'S' black 3 piece, rear anti-ride feature.
201-015	TOW EYE, FRONT	(B), Front tow eyes - basic set-up incorporated in chassis.
203-005	AXLE, FRONT, MFR	(B), Front axle - M.A.N. V8-85L, GAWR 14,770 lbs., hub mount, grease seals, Haldex automatic slack adjusters, Bendix Type 20 brake chambers.
203-005d	SECUREMENT OF BRAKE LININGS	(B), Securement of brake linings - by rivets.
203-010	POWER STEERING UNIT	(B), Steering box - Sheppard M110, power assisted, frame mounted, gear ratio 23:1.
203-011	SHOCK ABSORBERS, FRONT	(A), Front shock absorbers - Koni, quantity 2.
203-011b	NEVER SEIZE	(S), Never Seize - on all suspension bolts.
203-050	FRT AXLE AND WHEEL SPLASH APRONS	(C), Front axle and wheel splash aprons - full width just forward of axle and wheels. Also, two additional aprons aft of the wheels.
204-005b	M.A.N. REAR AXLE	(B), Rear axle - M.A.N. 5.44:1, HP-1352-B, GAWR 28,660 lbs (13 t), hub mount, oil seals, Haldex auto slack adjusters, Max Type 30 brake chambers, yoke driveshaft connection.
204-005d	REAR AXLE GEAR OIL	(B), Rear axle gear oil - petroleum based.
204-010d	SHOCK ABSORBERS, REAR	(A), Rear shock absorbers - Koni, quantity = 4.
204-070	REAR AXLE DRAIN PLUGS	(B), Drain plug - magnetic external hex head.
204-140	RR AXLE AND WHEEL SPLASH APRONS	(B), Rear axle and wheel splash aprons - basic, three pieces behind the axle and wheels. Note: for 60', basic includes two pieces behind center wheels.
205-005	TIRES	(B), Tires - NF supplied Michelin 305/70R/22.5.
205-010a	WHEELS	(A), Wheels - Alcoa. 22.5" x 8.25" polished aluminum.
205-010e	WHEEL BALANCING	(S), Wheel balancing - all wheels.
209-005a	POWER STEERING HOSES	(N), FC510 @ STEERING BODY AND IN ENGINE COMPARTMENT. POWER STEERING LINES ARE ROUTED UNDER FLOOR
209-010	POWER STEERING PUMP	(B), Power steering pump - basic (Luk) power steering pump for Cummins engines.
209-020	DIAGNOSTIC FTGS, POWER STEERING	(A), Power steering diagnostic fittings - at steering box.
219-001	ENGINE	(C), Engine - Cummins ISL G CNG, t-drive.
219-005d	ENGINE HORSEPOWER/TORQUE	(A), Engine - Cummins ISL G CNG, 280 horsepower with 900LB FT torque.
219-005e	ENGINE FAST IDLE	(B), Engine fast idle - set at 1000 RPM.
219-005g	ROAD SPEED	(C), Road speed - top road speed is governed. Set at 65 MPH (105 KPH).
219-005h	ENGINE AIR COMPRESSOR	(B), Engine air compressor - Wabco HD 18.7 used with Cummins engines. Turbo aspirated.
219-005i	STARTER, ELECTRIC	(C), Electric starter - Delco 39MT, 24 volt.
219-005j	ALTERNATOR	(N), ALTERNATOR - EMP 450 AMP, 24 VOLT
219-005k	ENGINE OIL DIPSTICK	(A), Engine oil dipstick - static oil level indicator.

Option#	Description	Value Description (blank means unset)
219-005q	BELT GUARD	(C),Belt guards - both the engine pulley guard and the A/C unit guard are hinged.
219-005qa	HINGED BELT GUARD LATCHING	(C),Hinged belt guard latching - square key latches.
219-005t	CUMMINS ENGINE OIL FILL	(B),Cummins engine oil fill - the oil fill tube is routed from the gear case to the curbside front of the engine.
219-005v	CUMMINS DIPSTICK LOCATION	(B),Cummins dipstick location - curbside of engine.
219-010	TRANSMISSION/HYBRID DRIVE	(B),Transmission - Allison B400R (with retarder).
219-010b	SHIFTING	(S),Transmission shifting - foot on brake enables shift when in neutral.
219-010d	TRANSMISSION,SPEED S,ALLISON	(A),Allison transmission speeds - primary mode: 6 speed Economy, secondary mode: 6 speed Performance.
219-010e	RETARDER-ALLISON	(B),Allison retarder - 1 stage from accelerator (33% retarder), 2 stages from brake pressure switches (66% & 100% retarder).
219-010f	RETARDER TORQUE FORCE,ALLISON	(B),Allison transmission retarder torque force - for B400R or B300R: 1300 lb-ft/500HP.
219-010g	TRANS.OIL LEVEL DISPLAY, ALLISON	(B),Allison transmission oil level display - ATEC display required.
219-010q	TRANSMISSION FLUID	(C),Transmission fluid - synthetic.
219-010r	TRANSMISSION COOLER HOSES	(C),Transmission cooler hoses - FC355.
219-010v	ALLISON TRANSMISSION PROGNOSTICS	(A),Allison transmission prognostics - the ECU program has Prognostics set to ON but DISABLED. The customer can ENABLE as desired. Prognostics: Oil Life Monitor, Filter Life Monitor, Transmission Health Monitor. Must use Transynd fluid.
219-025	AIR CLEANER	(B),Air cleaner - Nelson. Not re-usable.
219-025a	AIR RESTRICTION INDICATOR	(B),Air restriction indicator (air filter minder gauge) - located at curbside rear corner pillar.
219-030	EXHAUST TUBE TO MUFFLER CLAMP	(A),Clamping, exhaust tube to muffler - flanged tubes with V-clamp.
219-035	EXHAUST SYSTEM	(B),Exhaust system - muffler and tubing constructed of stainless steel.
219-035a	EXHAUST TAIL PIPE ORIENTATION	(C),Tail pipe orientation - curved pipe pointing to the back.
219-035e	EXH.BLANKETS,CUMMINS DIESEL OR GAS	(B),Exhaust system blankets - provided only at the exhaust tube for Cummins engines.
219-045	ENGINE SWITCH BOX-BASIC	(N),BASIC CONFIGURATION OF RUN CONTROL, START SWITCH AND ENGINE COMPARTMENT LIGHT SWITCH. ADD CNG SOLENOID FAULT LAMP
219-045e	ENG.SWITCH BOX-WATERPROOF TOGGLES	(S),Waterproof toggles at engine switch box - provided.
219-050	ENGINE COMPT GAUGES-BASIC	(B),Basic engine compartment gauges - engine oil pressure and water temperature (mechanical read).
219-050b	TRANSMISSION OIL GAUGES	(C),Transmission oil gauges - temperature required at engine compartment gauges.
219-090a	P/CLIPS,ENGINE COMPT & HVAC	(B),P-clips, engine compartment and HVAC - UMPCO 775 SST with high temperature boxed silicon cushion provided to secure air and fluid lines to bus structure.
219-195	OIL SAMPLING/PROBALIZER FITTINGS	(A),Engine and transmission oil sampling - using probalizer fittings.
231-005	RADIATOR,CAC,OIL COOLER	(N),EMP MINI HYBRID THERMAL SYSTEM WITH ELECTRIC FANS
231-005d	FAN,RADIATOR	(N),8 X F-11 25 VOLT ELECTRIC FANS FOR EMP THERMAL SYSTEM
231-005i	RADIATOR SHROUD	(B),Radiator shroud - additional removable shroud sections provided for easy access (assists cleaning).
231-005j	HOT CLIMATE COOLING PACKAGE	(C),Hot climate cooling package - Dependent on Engineering review of customer's requirement, set-up may include some or all of the following, vented engine door, addition of radiator skirt, deletion of rear axle center splash guard.
231-010a	HOSE TYPE,ENGINE COMPARTMENT	(B),Engine compartment hoses - a combination FC355, FC510 and GH195 for fluid and air system hoses.
231-000	SURGE TANK	(B),Surge tank - 5 US gal stainless steel.

Option#	Description	Value Description (blank means unset)
231-020b	LOW COOLANT INDICATOR/SENSOR	(A),Low coolant indicator - is required at instrument panel. NFIL sensor @ surge tank provides early warning signal for Cummins ISL 07, ISL 05, ISM and C8.3 Gas plus coaches.
231-020e	SURGE TANK PRESSURE PORT	(B),Pressure test port on surge tank - required.
231-040	COOLANT TUBES	(B),Coolant tubes - stainless steel.
231-055b	FAN DRIVE RESERVOIR,DRAIN	(N), DRAIN, FAN DRIVE RESERVOIR, EMP SPECIFIC
231-055d	HYDRAULIC FLUID RESERVOIR	(B),Hydraulic reservoir - steel.
231-070	HYDRAULIC/POWER STRG SYST FLUID	(B),Hydraulic/power steering system fluid - Dexron III, mineral based.
231-075	COOLANT FLUID/ANTIFREEZE	(B),Coolant fluid / antifreeze - 50/50 pre-mixed distilled water with ethylene glycol with Nalcool anti-corrosion additive.
231-085	TRANS OIL / HYBR.HYDR.OIL COOLER	(C),Transmission oil cooler - Rocore without sump. Useable with Allison or ZF transmissions.
234-005	WATER FILTER	(C),Water filter - for Cummins, not pre-charged, with gate type shutoff valves..
241-040	FUEL TANKS,CNG	(A),CNG fuel tanks - for US 40' coach includes seven 16.1"OD x 120"L CNG roof mounted cylinders by Lincoln Composite. Total system capacity is 23,065 scf @ 3600 psi (effective July 2003).
241-040a	CNG FUEL LINES & FILL RATE	(A),CNG fuel fill lines - 1.00" stainless steel lines with Swagelok fittings, fast fill rate.
241-040b	CNG PRESSURE RELIEF DEVICE	(B),CNG pressure relief device - Circle Seal Controls, operating pressure: 0-3600 psi, operating temperatures: -65 F to 250 F, thermal relief (nominal, 219 F).
241-040d	CNG UNLOADER PROVISION	(B),CNG unloader provision - for WHITEY HW60 Series valve with quick connect fitting.
241-040f	CNG/LNG FUEL LINE IDENTIFICATION	(B),CNG/LNG fuel line identification - stainless steel lines are labeled with yellow self adhesive warning labels, every 36 inches.
241-040i	TANK ISOLATION VALVES,CNG	(C),CNG tank isolation valves - required.
241-045	CNG/LNG FUEL FILLER LOCATION	(B),CNG/LNG fuel filler Location - curbside, above battery compartment access door.
241-045a	CNG/LNG INTERLOCK,FUEL FILL DOOR	(S),Interlock on CNG/LNG fuel fill door - shuts down engine when filler door is open. Also, prevents engine restart. Programmable timing details required for Electrical.
241-045b	CNG FUEL DOOR LATCH	(C),CNG fuel fill door latch - compression latch.
241-045d	CNG PRESS INDICATOR@INSTR.PNL	(A),Low CNG indicator - lamp on instrument panel.
241-065	SHROUD & ENCLOSURE,CNG/LNG TANKS	(S),CNG/LNG tanks shroud and enclosure - fiberglass.
241-080	CNG FUEL FILL RECEPTACLES	(A),CNG fill receptacle - for US customers: Sherex Series 3600 & 5000 @ 3600 psi. Compatible with Series 1000 & 5000 Sherex Series nozzles. For customers with more than 1 type of fill station, c/w dust cap.
241-090	CNG/LNG SAFE-T-WALK,ROOF	(C),CNG/LNG Safe-T-Walk on roof - non-skid tape aft of fiberglass shroud enclosing fuel cylinders and within tank compartment.
246-001	AIR LINE-COMPRESSOR DISCHARGE	(S),Air line compressor discharge line - Teflon 2807 stainless steel braided hose.
246-005	AIR TANKS	(B),Air tanks - four ceiling mounted tanks: wet tank, front brake tank, rear brake tank, accessories tank, (2000 cu.in per tank, 8000 cu.in. total).
246-015	KNEELING	(B),Kneeling - full front and right rear. NOTE: must have for rear ramp coaches, must also have for US coaches with 305 tires.
246-015a	LEVELING VALVES	(B),Leveling valves - Barksdale.
246-015d	KNEELING VALVES,MODEL	(C),Kneeling valves - non-modular system.
246-020	ENTR/EXIT DOOR INTERLOCK	(A),Entrance/exit door interlock - applied to front and rear doors (foot on brake to release the interlock), applied via PLC programming.
246-025	AIR TANK-EMERGENCY RELEASE	(A),Emergency air brake release - required.
246-040	DRIVER'S PARK BRAKE ALARM	(B),Driver's park brake alarm - if the Master Run switch is in the OFF or PARK positions, the alarm is triggered to alert the driver that the park brake is not set.

Option#	Description	Value Description (blank means unset)
246-040a	PARK BRAKE PRESSURE SETTING	(B),Park Brake Light is activated @ 60 psi. Standard setting.
246-040b	DRIVER'S PARK BRAKE ALARM TYPE	(B),Driver's park brake alarm type - basic set-up, uses kneeling system alarm.
246-060	AIR DRYER	(B),Air dryer - Bendix AD9.
246-060a	AIR DRYER LOCATION	(B),Air dryer location - behind the streetside rear wheelhouse, on the bulkhead. This is the basic location.
246-060d	AIR DRYER VOLTAGE	(B),Air dryer voltage - 12 volts.
246-061	OIL SEPARATOR	(A),Oil separator - Bendix, Puraguard QC.
246-065	PARK BRAKE ACTUATION	(N),"PULL TO APPLY" (ADD E-Z RUBBER CUSHION)
246-065A	PARK/EMERG BRAKE CTRL LOCATION	(A),Park and emergency brake release controls, location - on a tower between driver's seat and side console.
246-100	GOVERNOR	(B),Governor - Bendix D2.
246-100b	GOVERNOR LOCATION	(B),Governor location - mounted to the air compressor.
246-105	REAR AIR CHARGE FTG LOCATION	(B),Rear air charge fitting location - right hand side rear of coach, mounted 22" high from engine structure strut, with standard mounting bracket.
246-105a	REAR AIR CHARGE CONNECTOR	(B),Rear air charge connector - male 1/4" NPT fitting.
246-115	AIR TANK DRAIN VALVES	(C),Air tank drain valves - manual drain valves EXCEPT for STEMCO moisture ejection valve for wet tank.
246-120	FRONT TOW CONNECTOR	(B),Front tow connector - basic, 1/4" NPT, male air fitting.
246-120a	FRONT AIR CONNECTORS ARRANGEMENT	(B),Front tow & air charge connectors - Located at center front, below bumper.
246-125	FRONT AIR CHARGE CONNECTOR	(B),Front air charge connector - Basic, 1/4" NPT, male air fitting.
246-130	FLEXIBLE AIR LINES	(S),Flexible air line hose - Synflex, color coded. Green: rear service brakes and supplies, Red: front service brakes, Brown: parking brake, Black: accessories and brake hose, Yellow: compressor and governor.
246-225	ABS	(S),ABS braking system - Wabco.
260-005	BATTERY TYPE	(N),TWO 8-D BATTERIES, 1/2" (POSITIVE) & 3/8"(NEGATIVE) DROP POSTS, SAE J537
260-010	BATTERY TRAY	(B),Battery tray - slide out battery acid resistant stainless steel tray. With stainless steel rollers and rubber isolation mounts.
260-020	BATTERY CABLES	(S),Battery cables - red heat shrink on 24V positive cable end and light blue heat shrink on 12V positive cable end of battery.
260-025	BATTERY DISCONNECT SWITCH,POSITIVE	(S),Battery disconnect switch - located in engine compartment, curbside near top of electrical box, quick access through flip open door. This disconnect switch cuts out connection of POSITIVE terminal on battery.
260-030	EQUALIZER	(B),Battery voltage equalizer - 80 amp Vanner.
260-050	BATTERY TRAY COVER	(B),Battery cover - SST.
269-005	INTERIOR SPEAKER MANUFACTURER	(B),Interior speaker - manufactured by REI.
269-005a	INTERIOR SPEAKER GRILL	(B),Interior speaker grill - plastic grill.
269-005b	INTERIOR SPEAKER FASTENERS	(B),Interior speaker fasteners - rivets
269-010	EXTERIOR SPEAKER MANUFACTURER	(B),Exterior speaker - manufactured by REI.
269-010a	EXTERIOR SPEAKER LOCATION	(B),Exterior speaker - at basic location above entrance door. Includes baffled cover.
269-NEW	DRIVERS SPEAKER CABLING	(N),DRIVER SPEAKER CABLING TO AREA AT TOP OF DRIVERS BARRIER, NO HOLE REQUIRED FOR INSTALLATION OF SIEMENS/CONTINENTAL SPEAKER
273	HEADLIGHTS	(C),Headlights - Hamsar halogen low and high beam lamps as per LFR set-up.

Option#	Description	Value Description (blank means unset)
273-005a	HEADLIGHTS IN DAY/RUN MODE	(A),Headlights in day/run mode - set to have reduced intensity low beam via PLC program. MUST have in Canada.
273-010	TAIL LIGHTS MFR (RED AND/OR AMBER)	(C),Tail lights - 7" Dialight LED, offered in red or amber.
273-010a	BACK UP LIGHT MFR (WHITE)	(B),Back up lights mfr - 4" TruckLite, white LED, grommet mounted.
273-010d	4 TAIL LIGHT ARRANGEMENT	(B),4 tail light arrangement from top to bottom - red(stop/tail), amber, red(stop/tail), white.
273-010f	STOP LIGHTS ON W/TRDR / REGEN BRK	(B),Stop light activation by retarder/regenerative braking - required when retarder/regenerative braking engages.
273-010g	STOP LIGHTS ON W/PARK OR INTERLOCK	(B),Stop lights - activate when park brake or interlock are engaged.
273-015j	LFR/LFA C/STOP,DECEL LIGHTS	(A),Center stop (red) lights - two Hella 10 X 1 LED lamps with a red reflector at center. Installed in the rear crown just above engine door.
273-020	FRONT TURN SIGNALS	(C),Front turn signals - Dialight amber LED as per LFR set-up.
273-020a	SIDE TURN SIGNALS	(C),Side turn signals - 2 amber Dialight LED with guard per side (30',35',40' coaches). Lamps are forward of all wheelhouses except curbside front.(lamp is aft.)
273-025	WRNG LIGHTS @ ENTR-KNLG & RAMP	(B),Warning lights @ entrance - a single amber light is provided to signal the kneeling of the coach and/or the deployment of the ramp. Comes with sonalert.
273-025a	WRNG LIGHTS @ EXIT,KNLG & RAMP	(B),Warning lamps @ exit - amber warning lamp for right hand side kneeling.
273-025b	WARNING LAMPS TYPE,KNLG & W/CHR	(C),Warning lamp - Dialight LED, to signal either kneeling or ramp deployment.
273-035	MARKER/CLEARANCE LIGHTS	(C),Marker & clearance lights - Dialight LED, all around, without guards.
273-040	REFLECTORS	(B),Reflectors - self-adhesive decal. Installed at NFIL basic locations.
273-045	REAR LICENSE PLATE LIGHT	(B),Rear license plate light - Peterson clear LED.
273-050a	SHUTOFF,LAMPS ENTRANCE AREA	(B),Shut-off for entrance area lamps (interior and/or exterior) - signal provided through PLC program, the lamps shut off when the door closes.
273-055a	TIMED SHUTOFF,LAMPS EXIT AREA	(S),Timed shut-off for exit area lamps (interior and/or exterior) - provided through PLC program, set at 5 seconds after door closes.
273-060	ENTRANCE CURB LIGHTS	(B),Entrance curb lights - replaceable bulb, ADA requirement.
273-065	EXIT CURB LIGHTS	(C),Exit curb lights - flush mounted, sealed beam. ADA requirement.
277-005	PASSENGER LIGHTING	(C),Interior lights - Pretoria LED, 24 VDC.
277-005a	INTERIOR LIGHTS,FUNCTIONALITY AS DIMMABLE	(N),CURBSIDE HAS FIRST THREE BANKS DIMMABLE, AND STREETSIDE HAS FIRST BANK ONLY
277-005h	PASS LIGHT LWR MTG HDWR	(B),Passenger light lower mounting hardware - Phillips head captive screw.
277-005j	PASS LIGHT JOINER STRIP HDWR	(A),Passenger light joiner strip hardware - Phillips head screws.
277-010a	PASSENGER LIGHTS, LED, COVER	(B), Passenger lights, LED, cover - All banks are clear.
277-020	DRIVER'S LIGHT	(A),Driver's Light - One overhead 4" sealed white LED.
277-030	ENGINE COMPARTMENT LIGHTS	(A),Engine compartment lights - 5 white LED lamps approximately 2.5" diameter.
277-035	INTERIOR STEPWELL LIGHT	(C),Stepwell lights for steps going to rear of coach - Hella LED.
277-040	DOOR HEADER LIGHTS	(A),Door header lights - (2) LED lights approximately 18" long provided above the entrance and exit doors. Includes anti-glare shield.
277-070a	SERVICE LITE,RR PLC COMPT & FUSEBX	(B),Service lights, rear PLC compartment and fusebox - incandescent.
277-NEW	LIGHT PANELS - ACCESS DOOR	(N),PROVIDE AN ACCESS DOOR IN THE PASSENGER LIGHT PANELS ON STREETSIDE REAR TO VIEW THE FIRE SUPPRESSION GAUGE

Option#	Description	Value Description (blank means unset)
280-005a	PASSENGER SIGNALS, CHIMES	(N), ONE ELECTRONIC CHIME AT FRONT ABOVE DRIVER. CHIME HAS A SINGLE TONE SET AT LOUDER VOLUME WHICH SOUNDS ONCE FOR REGULAR ACTIVATION, TWICE FOR WHEELCHAIR POSITIONS
.006	TOUCHTAPE PASSENGER SIGNALS	(C), Touchtape passenger signals - yellow, with Weatherpack connectors, centered on window mullions, except offset at locations per SR-585.
280-015	PASS SIGNAL @ WHEELCHAIR POSITIONS	(B), Passenger signals at wheelchair positions - touchtape.
280-025	PUSH BUTTON SGNL @ EXIT & RISER	(C), Push button signal at exit - mounted on stanchion forward of exit door(s).
280-030	PUSH BUTTONS, VERT & SEAT STANCHION	(C), Push button passenger signals on vertical seat stanchions - set at various specified locations.
284-005	ELECTRONIC CONTROL CENTER	(B), Electronic control center - Vansco multiplex system.
284-005a	SOFTWARE	(B), Software - VMM software for Vansco multiplex system.
284-005e	SWITCHES	(B), Switches - water resistant design.
284-005f	CIRCUIT BREAKERS	(B), Circuit breakers - Vansco set-up, manual reset. Headlights are protected VMM outputs.
284-005h	EXTERIOR LAMP TEST	(B), Exterior lamp test - to test depress turn signal.
284-005k	AUDIBLE SOUND, TURN SGNL/HAZARDS	(B), Turn signal & hazard warning - provided using audible click sound.
284-005w	SYSTEM VOLTAGE	(S), System voltage - primary 24VDC, secondary 12VDC.
284-005y	HAZARD WARNING LIGHTS	(B), Lights, hazard warning - front, side and rear lights flash for hazard warning.
286-010b	INSTR. PANEL MATL & LAMPS	(B), Instrument panel - acrylic material with LED lamps.
286-010e	SHIFT SELECT LOCATION	(B), Shift selector - located on instrument panel.
.010f	LOW OIL PR. INDICATOR @ DASH	(C), Low oil pressure indicator - an optional low oil pressure indicator light is required at the instrument panel.
286-010h	BRK/ACCEL INTERLOCK DEACTIV WRNG	(C), Brake accelerator interlock deactivated warning - provided by audible alarm and separate red warning lamp on instrument panel. (Must have in California.)
286-010j	VOLTMETER AT INSTR PANEL	(C), Voltmeter at instrument panel - 24V.
286-035	SPEEDOMETER	(B), Speedometer - Forster, J1939/1587 compliant, measuring in miles. Includes digital display odometer with following possible functions: engine/transmission fault codes, trip odometer 1 & 2, hourmeter.
286-055	DOOR MASTER SWITCH	(B), Door master switch - installed in destination sign compartment.
286-055a	RETARDER/REGEN SW @ DRIVER'S AREA	(B), Retarder (or regenerative braking) switch at driver's area - installed on side console panel.
286-065	SILENT ALARM	(A), Silent alarm - button switch. Has two contacts: one normally open and one normally closed.
286-065a	SILENT ALARM SW. LOCATION	(A), Silent alarm switch location - at the upper LH corner of the vertical face of the side console.
286-070	DIAGNOSTIC PLUG LOCATION	(B), Diagnostic plug location - 9 circuit connector, one @ rear of side console and one @ engine comp't switch box.
292-001a	WIRING, CONNECTORS	(S), Wiring and connectors - generally, Packard connectors are used on GXL wiring of 18 gauge minimum, double insulated and printed.
292-001b	HARNESSES, LOOM	(B), Loom - non-conductive flexible split convoluted loom. Maintains double electrical insulation requirements.
292-001d	HARNESSES, RADIO WIRING	(B), Radio wiring - provided with the appropriate terminals.
292-001e	FAREBOX WIRING	(N), 24 VOLT WIRING INSTALLED WITH CONNECTOR DEPENDANT ON TYPE OF FAREBOX. IF THERE IS NO FAREBOX, THE CONNECTOR IS AS PER CUSTOMER SPEC
.001h	SECUREMENT OF HARNESSES	(B), Securement of harnesses - UMPCO 775 SST p/clips with high temperature boxed silicon cushion provided to secure loose harnesses.
292-001m	ENGINE COMPT GROUND POINTS	(B), Engine compartment ground points - NFIL basic set-up, main battery ground and low current ground points inside fusebox, high current above fusebox.

Option#	Description	Value Description (blank means unset)
294-001	POWER CABLES	(S),Power cables - SAE J1127 compliant.
294-001a	STARTER CABLE	(S),Starter cable -4/0 gauge black.
294-001b	POWER CABLES-TERMINALS	(S),Power cable terminals - machine crimped ring.
296-005	WIRING DECAL,REAR PLC & FUSEBOX	(S),Fusebox and rear PLC compartment wiring decals - provided.
304-001	PAINT SCHEME,NUMBER OF COLOURS	(A),Paint scheme, number of colours - three (clearcoat counts as a unique colour).
304-005	EXTERIOR PAINT	(B),Exterior paint - PPG Delta High Solids and/or Concept (dependent on Production constraints), with direct gloss, entire exterior of coach including rear crown and roof panels.
304-005a	EXTERIOR PAINT & STRIPES	(S),Exterior paint and stripes - details as per customer supplied paint scheme.
304-005e	EXT.STRIPES,PAINT OR DECAL	(C),Exterior stripes - non-reflective decals in combination with painted stripes.
304-005j	EXTERIOR ROOF NUMBER	(C),Roof numbers - decal.
304-005k	FLEET DECALS - INTERIOR	(C),Interior fleet decals - as per customer spec.
304-005n	FRONT MASK,PAINT	(B),Front mask - is primed and then painted as per paint scheme.
304-005r	EXT. DECAL APPLICATION	(B),Application of exterior decals - after completed paint process.
304-010	CORROSION PROTECTION	(B),Corrosion protection - grit blasted frame, PPG zinc rich primer, PPG Corashield undercoating, PPG CoraTube sprayed into tubes up to lower window line.
304-015	NFIL EXTERIOR LOGOS	(A),New Flyer Logos - NFI "Wing" emblem installed at basic positions, one at front, one at back and one at each side aft of front wheelhouse.
304-020	DECALS,NF STANDARD SAFETY RELATED	(C),New Flyer standard safety related decal package - English/Spanish for U.S. customers.
304-021	DECALS-CUSTOMER SPECIFIC	(C),Customer specified decals - Required. This is in addition to NFIL basic provisions.Note: for US customers, if standee line is req'd, a "standee" decal MUST be provided.
304-025	EXTERIOR WARNING LAMP DECAL	(B),Exterior warning lamp decals - Ramp & Kneeling Decal (red on white,) and an Arrow Decal (red & black) provided at wheelchair warning lamps.
304-035	FLEET DECALS - EXTERIOR	(C),Fleet number decals - non-reflective, sizes and locations as per customer specifications.
304-110	PAINTED JACK PADS	(C),Jack pads - painted Safety Yellow after corrosion protection process has been completed.
306-005	FIRE EXTINGUISHER	(C),Fire extinguisher - 5 LB ABC class, Manufacturer: Amerex 500T, with gauge, hose and mounting bracket. UL compliant for US customers.
306-005a	FIRE EXTINGUISHER LOCATION	(N),FIRE EXTINGUISHER IS INSTALLED ON THE DRIVER'S BOX FORE OF THE BARRIER
306-010	SAFETY TRIANGLE	(A),Safety triangles - reflective triangle kit 001692.
306-010a	SAFETY TRIANGLE, LOCATION	(N),SAFETY TRIANGLE KIT IS INSTALLED ON FORWARD FACE OF DRIVER'S BARRIER ABOVE THE FIRE EXTINGUISHER
350-005	BRAKE VALVES	(B),Brake valve - E-10.
350-005a	BRAKE / ACCELERATOR PEDAL ANGLE	(B),Brake/Accelerator pedal angle - 45 degrees from pedal to floor.
350-015	TURN SIGNAL,ETC,SWITCHES	(B),Floor mounted switches on driver's platform - provides basic New Flyer turn signal and dimmer switch arrangement.
350-015a	HAZARD WRNG LIGHT SW LOCATION	(B),Hazard warning light switch location - on side console.
350-030	STEERING COLUMN	(B),Steering Column - Douglas with Tilt & Telescopic feature.
350-030a	STEERING WHEEL	(N),2-SPOKE, 21" HARD PLASTIC STEERING WHEEL
350-035	DUAL HORN	(S),Dual horn - provided with splash shield.
400-055	PIPING THROUGH UPR RR SHELF	(C),Piping though upper rear shelf - all piping through fireproof fittings.

Option#	Description	Value Description (blank means unset)
410-280	JACKING PADS	(B),Jacking pads - 5" square, at front and rear.
420-005d	DEFROSTER ACCESS PANEL TETHER	(A),Defroster access panel - tethered. (This is standard for Low Floor Restyled coaches).
420-010	PANELS - SIDES	(B),Exterior side panels - constructed of primed aluminum 0.08" thick, with rivetless installation.
420-035	ACCESS DOORS - HINGE	(S),Access doors hinges - stainless steel hinges on all doors.
420-035a	ACCESS DOORS,STRUTS/PROPS	(B),Access door struts and props - the radiator, battery and side console doors are supported by gas struts.
420-035b	LATCHES,RAD & BATT ACC DOORS	(B),Radiator & battery access door latches - 5/16" square key locks.
420-035d	BATTERIES ACC.DOOR(CURBSIDE)	(B),Curbside engine (battery) access door - general venting screen,battery screen and spring-loaded battery disconnect switch access door. Required for CNG coaches and optional for other types.
420-035f	RADIATOR ACCESS DOOR	(B),Streetside engine (radiator) access door - with wavy screen for improved air flow.
420-045	SIDE CONSOLE DOOR LATCHES	(B),Side console door latches - 5/16" square key locks.
420-050	ENGINE DOOR,STRUTS	(B),Engine door gas struts - two, streetside strut locks when door is open, curbside has no locking mechanism.
420-050a	ENGINE DOOR - LATCHES	(B),LFR engine door latches - basic. 2 chrome plated quarter-turn 5/16" square key latches, one each side of the door.
420-050e	ENGINE DOOR - LOUVERED DOOR	(A),LFR screened engine door - required. Recommended for hot climates.
420-050i	LICENSE PLATE MTG,ENG DOOR	(B),Engine door license plate mounting - centered with retainer, consisting of a lower retainer and two upper inserts.
420-055	CORNER PILLAR MATERIAL	(B),Corner pillar - Polyurethane.
420-060	RAIN GUTTER	(B),Rain gutters - 1" cross section installed full length above doors and windows. Bonded to the coach.
-065	ROOF HATCHES / VENTS	(B),Roof hatches - two, secured by safety cables. Basic for 35', 40', & 60/61' Allison Hybrids.
420-065a	ROOF HATCH INSTRUCTIONS,LANGUAGE	(C),Roof hatch instructions, language - English/Spanish.
420-070	WIPERS	(C),Wipers - electric powered wiper motors, 24 volt. Sprague.
420-070a	WIPERS - TYPE	(B),Wiper type - wet arm.
420-070b	WIPERS - INTERMITTENT	(A),Intermittent wipers - required.
420-075	WASHER BOTTLE	(C),Washer bottle - with electric powered pump. Comes with 5 US gal washer bottle. Outside dimensions: 9" deep x 15.5" long x 11.5" high.
420-080	DRIVER'S VENT - LOWER	(B),Lower driver's vent - basic.
420-105	RAD ROD C/OUT(UNDERFLR),STREETSIDE	(S),Streetside radius rod underfloor closeout - hinged.
420-120	FENDERS	(B),Fenders - polyurethane molded, front and rear.
420-125	EXT UPR REAR A/C DOOR	(B),Exterior upper rear A/C door - louvered door with cut-outs, square key latches, handle, and Camlok struts (one locking).
420-135	LOCATION,FRONT LICENSE PLATE	(C),Front license plate location - on the bumper towards the streetside.
421-010	INSULATION,SIDEWALL & ROOF	(B),Sidewall and roof insulation - extruded polystyrene foam.
421-010a	INSULATION,FRONT WHEELHOUSES	(S),Front wheelhouse insulation - bagged fiberglass.
020	INSULATION,EXHAUST CAVITY	(S),Exhaust cavity insulation - BGF mat..
421-030	INSULATION,ENGINE COMPARTMENT	(B),Engine compartment insulation - noise reduction acoustical foam. Retained by perforated aluminum panels.

Option#	Description	Value Description (blank means unset)
422-005	CEILING PNLS,MATERIAL & COLOR	(B),Ceiling panels material and colour - Antique White cashmere (a.k.a. suede) melamine .10 thick.
.005a	Interior Panels-Ceiling- Trim	(S),Interior ceiling panel trim - Stainless Steel.
422-006	ENTRANCE/DRIVER'S AREA PANELS	(B),Entrance/driver's area panels - matte black. This includes the ceiling, dash, destination sign closeout, mechanism box and driver's overhead panels. Also, the driver's harness cover and, if required, the entrance floor heat duct.
422-010	INT.MULLION PNL MATL & COLOR	(B),Interior mullion (pier) panels melamine colour - antique white gloss .10 thick.
422-015	INT.LOWER SIDEWALL MATL & COLOR	(N),LASCAUX STONE (P-219-CA)MELAMINE .10THICK
422-015a	INT.LWR SIDEWALL PNL TRIM	(S),Interior lower sidewall panel trim - natural anodized aluminum.
422-020	DASH INSTRUMENT PANEL SHROUD	(S),Dash instrument panel shroud - material is constructed of fiberglass.
422-025	INTERIOR ENGINE ACCESS PANELS	(B),Interior engine access panels - there are two engine access panels under the rear seat, one horizontal and one vertical.
422-035a	CARPET,UPPER REAR INT PANEL	(B),Upper rear interior bulkhead panel - Charcoal Grey carpet with 1/2" plywood backing.
422-035g	REAR PLC ENCL.(NO RR.WINDOW)	(B),Rear PLC enclosure - antique white (thermoplastic).
422-035h	C/S,S/S RR BULKHEAD ACCESS PNLS	(C),Curb and street side rear bulkhead access panels - brushed SST panel (opening, 19.5" X 18.8")
422-061	DRIVER'S LOCKER / OVERHEAD PANEL	(C),Driver's overhead panel - no compartment, no access door. Installed above driver's window.
422-065	DRIVER'S COAT HOOK & STRAP	(A),Driver's coat hook and strap - on rearward face of harness cover @ left of driver.
422-085	FRT SUNVISOR/ROLLERBLIN D	(C),Driver's front rollerblind - solid type, black. No guide rods (scissor style), with 20" of travel.
422-090	SQUARE KEY "T" HANDLE-LOCATION	(B),"T" handle square key - located at lower left of driver.
422-095	INT RR HEAT OR A/C DOOR,PROP TYPE	(B),Prop for access door at interior upper rear bulkhead panel - mechanical prop.
422-105	ENTR/EXIT MECH ACC DOORS & HINGES	(S),Entrance and exit (if applicable) mechanism box access doors - at entrance is constructed of aluminum with SST hinge. At exit (if applicable) is a curved fiberglass panel that comes with lighting package and has SST hinges.
422-105a	ENTRANCE MECHANISM BOX LATCHES	(B),Entrance mechanism box latches - 1/4" turn knurled knob.
422-115	ACCESS PNL,DRVR'S PLATFORM RISER	(B),Access panel, driver's platform riser - removable access panel secured with flat head fasteners.
422-160	GRAB HANDLE NEAR FRONT ROOF HATCH	(A),Grab handle near front roof hatch - chrome.
450-010	FLOORING	(B),Flooring - is 3/4 pressure treated 7 ply plywood (NT ACQ).
450-010a	FLOORING,WHEELCHAIR RAMP CAVITY	(S),Plywood flooring, wheelchair ramp cavity - is 1/2" pressure treated (XL ACQ).
450-025	FLOOR COVERING,TYPE & MFR	(B),Floor covering, type and mfr. - RCA rubber flooring. (30',35',40')
450-025a	RCA RUBBER-COLOURS & DETAILS	(C),RCA rubber flooring - TR-466, Charcoal with Medium Gray and Ivory Flecks (Granite-Flor), aisle-3/16" ribbed 38" wide, vestibule-3/16"ribbed, underseats-1/8" smooth, ramp-3/16" ribbed.
450-025d	INTERIOR STEP(TO REAR OF COACH)	(A),Interior step to rear of coach - same colour and material used on aisle, nosing is white YELLOW. Do NOT use for 30' coaches.
450-025e	NOSINGS,ENTRANCE AND EXIT	(C),Nosings, entrance and exit - nosings are yellow, 3" wide at the entrance and between 21" and 29" wide at the exit (depending on flooring type).
450-025f	STANDEE LINE	(B),Standee line - yellow.
450-025g	RCA RUBBER @ WHEELCHAIR AREAS	(B),RCA rubber flooring, wheelchair area - 1/8" thick smooth rubber, same color used in main flooring.
450-025h	WHEELCHAIR RAMP,SURFACE	(B),Wheelchair ramp surface - deployed surface has non-skid AS-150 treatment. Leading edge has AS-150 painted yellow, side flanges are painted yellow.

Option#	Description	Value Description (blank means unset)
450-025m	REAR SEAT RISER,COVERING MATERIAL	(B),Rear seat riser - covered with same color material as flooring.
.030	DRIVER'S PLATFORM,FLOOR COVERING	(A),Driver's platform floor covering - RCA, smooth rubber 3/16" thick.
450-030a	DRVR'S PLATFORM TRIM	(B),Driver's platform trim - basic, the edge uses aluminum extrusion. Trim for vertical face access panel is SST.
450-045	WHEELHOUSES-REAR	(B),Rear wheelhouses - 14 gauge stainless steel.
450-050	WHEELHOUSES-FRONT	(B),Front wheelhouse - Fiberglass.
450-055	FRONT W/HOUSE (AKA LUGG RACK) COLOURS	(B),Front fiberglass wheelhouse (aka luggage rack) colour - textured matt black.
450-075	FLOOR COVE MOLDING	(B),Cove molding trim - stainless steel cove molding at sidewall of upper rear floor of coach. Providing a smooth transition between floor and wall.
450-100	SCUFF GUARDS-FRONT WHEELHOUSES	(C),Front wheelhouse scuff guards - Stainless Steel around base of front wheelhouses. Secured with screws.
460-005	WINDSHIELD	(B),Windshields - 72% green laminated. Blue shade band on both street and curbside.
460-009	MFR,PASSENGER WINDOWS	(B),Passenger window manufacturer - Stormtite.
460-010	PASSENGER WINDOWS,TYPE	(C),Passenger windows - fixed, non-opening.
460-010a,	WINDOW GLAZING	(N),68% BLUE/GREEN AZURIA TEMPERED
460-010d	CURBSIDE DESTINATION SIGN WINDOW	(B),Curbside destination sign window - fixed clear top and fixed bottom. Bottom matches passenger window glazing.
460-010f	DRIVER'S WINDOW HANDLE & LOCK	(N),DRIVER WINDOW IS TEMPERED 6MM SOLEXIA BLUE 77% LIGHT TRANSMITTENCY. WINDOW HANDLE/LOCK HAS INTERIOR AND EXTERIOR HANDLE
.010g	WINDOW COATINGS & LINERS	(N),3M PEEL AWAY PROTECTIVE FILM IS REQUIRED
460-010h	WINDOW EMERGENCY EXITS	(B),Emergency exit windows - four, to meet FMVSS requirements.
470-005	DEST.SIGNS,MFR,PROG RAMMING	(C),Destination sign mfr/programming - Twin Vision, (SMART SERIES) 100% LED display system. PCMCIA card programmable. (J1708 compatible).
470-005g	TWIN VISION FRT.DEST.SIGNS	(B),Twin Vision front destination sign - 100% LED, front destination sign, 16 x 160.
470-005m	TWIN VISION,COMMUNICATIO N PROTOCOL	(C),Twin Vision dest. sign communication protocol - J1708. (note: MUST have J1708 if voice annunciation / AVL is required.)
470-010	FRONT DESTINATION SIGN GLASS	(A),Front destination sign glass - non-heated, laminated, clear, 89% light transmittance.
470-015a	FRONT DESTINATION SIGN DOOR LOCK	(A),Front destination sign door lock - knurled knobs.
470-025b	TWIN VISION CURBSIDE DEST.SIGNS	(A),Twin Vision curbside destination sign - 100% LED, 14 x 108, standard version L-type sign with strain relief.
470-030	FRONT ROUTE SIGN	(C),Front route sign - Twin Vision, (SMART SERIES) 100% LED display. This is a front route sign which is electronically controlled by the system's route programming.
470-035	REAR ROUTE SIGN,LOCATION	(B),Rear route sign location - on the rear HVAC door (lower center for non-60' HVAC doors or AT13 and AT15 system, upper center for 60' AT10 system).
470-035d	TWIN VISION REAR ROUTE SIGNS	(A),Twin Vision rear route sign -100% LED.(SMART SERIES)
470-100	DEST SIGN CONTROL UNIT LOCATION	(B),Destination sign control unit location - on destination sign door above driver's area.
480-005	MIRROR MFR-DRIVER'S SIDE	(B),Driver's side mirror manufacturer - B & R. (AKA Hadley Products Corp.)
.005a	EXTERIOR DRVR'S MIRROR-SIZE/CONFIG	(A),Exterior driver's mirror - 10" x 11" 2/1 - Upper portion is flat, smaller lower portion is convex - LF/LFR
480-005b	EXT DRIVER'S MIRROR POWER OPTION	(A),Exterior driver's mirror power - dual remote control, not heated.

Option#	Description	Value Description (blank means unset)
480-005e	EXTERIOR MIRROR,LED TURN SIGNAL	(B),Exterior mirror LED turn signal - not required.
480-005f	EXTERIOR DRIVER'S MIRROR,ARM	(B),Exterior driver's mirror arm - basic, pull-back. Mirror arm is returned to its previously set position manually after deflection.
480-006	MIRROR MFR-CURB SIDE	(B),Curbside mirror manufacturer - B & R. (AKA Hadley Products Corp.)
480-006a	EXTERIOR CURB/S MIRROR-SIZE/CONFIG	(B),Exterior curbside mirror - 10" x 11" 2/1 - Upper portion is flat, smaller lower portion is convex - LF/LFR
480-006b	EXT CURB/S MIRROR POWER OPTION	(A),Exterior curbside mirror power - dual remote control, not heated.
480-006f	EXTERIOR CURB/S MIRROR,ARM	(B),Exterior curbside mirror arm - basic, pull back. Mirror arm is manually returned to it's previously set position after deflection. Can fold for bus wash.
480-006h	EXT C/SIDE MIRROR ARM,FOLDING	(B),Exterior curbside mirror, arm folding - basic, mirror folds back.
480-010	INTERIOR MIRROR MANUFACTURER	(B),Interior mirror manufacturer - B & R. (AKA Hadley Products Corp.)
480-010a	DRIVER'S REAR VIEW MIRROR	(B),Driver's rear view mirror - 8" x 15", black, convex.
480-010b	SPOT MIRROR	(B),Spot mirror - 6" round to view exit door mirror.
480-010d	EXIT DOOR MIRROR	(B),Exit door mirror - convex, approximately 12" diameter.
490-005	ENTRANCE DOOR	(B),Entrance door - Vapor Slide Glide.
490-005a	ENTRANCE DOOR GLAZING	(B),Entrance door glass - full length, 2 piece with H-seal, 72% green.
490-005b	ENTR/EXIT FRANG.COVER,LANGUAGE	(C),Entrance/exit door frangible cover(for air dump valve) instructions, language - English and Spanish.
490-006	ENTRANCE DOOR HANDLES	(A),Entrance door handles - snag-proof, aluminum YELLOW powder coated.
-015	ENTRANCE DOOR CONTROLLER	(B),Entrance door controller - standard length (5.5" long for shank and 4.5" long for handle), with 5 position settings.
490-015a	ENTRANCE DOOR CONTROL HANDLE	(C),Entrance door control handle - removeable.
490-045	ENTRANCE DOOR DUMP VALVE	(B),Entrance door dump valve - with an air line linked to the exhaust air line. Basic.
491-005	EXIT DOOR TYPE	(B),Exit door - medium Vapor Slide Glide, 34.8" between panels.
491-005a	EXIT DOOR CONTROL	(A),Exit door control - touchtape controlled.
491-005b,	EXIT DOOR ASSISTS, SLIDE GLIDES	(B),Slide Glide exit door assists - yellow powdercoated.
491-005p	SENSITIVE EDGE AND ALARM,EXIT DR	(B),Exit door sensitive edge - sensor on the vertical edge of the door. Activation triggers buzzer and red 'rear door' indicator at instrument panel. Door reopens if open over 5 degrees.
491-005r	EXIT FRANGIBLE COVER SECUREMENT	(B),Exit frangible cover securement - magnetic latch.
491-005s	EXIT BASEPLATE/ELEC PNL ACC DR	(B),Exit baseplate access door - at each exit door, built into light panel assembly.
491-005t	EXIT B/PLT,ELEC PNL ACC DR LATCH	(A),Exit baseplate / electrical panel access door latches - Phillips head latches.
491-020	EXIT DOOR GREEN LIGHT	(C),Exit door green light - LED green light indicates that the exit door is set to open.
491-035	EXIT DOOR GLASS SIZE	(B),Exit door glass size - 2/3 top, 1/3 bottom.
491-035a	EXIT DOOR GLASS TYPE	(C),Exit door glass type - glazing to match sides windows.
491-037	EXIT DOOR,GLASS LINER,INTERIOR	(N),EXIT DOOR GLASS LINER IS 3M PEEL AWAY MULTI LAYER FILM ON TOP PORTION OF EXIT DOOR GLAZING ONLY
.005	# OF PASSENGER SEATS	(A),Number of passenger seats - 40.
526-005a	SEAT MANUFACTURER	(A),Passenger seat manufacturer - American Seating / Otaco.

Option#	Description	Value Description (blank means unset)
526-005b	AMERICAN SEATING/OTACO SEATS	(A),American Seating/Otaco passenger seats - 850 stainless steel seats. Details as per customer spec.
005d	REAR BENCH SEAT	(B),Rear bench seat - 1-3-1 hinged seat.
526-005e	SEAT MOUNTED GRABRAIL	(B),Seat mounted grabrails - thermoplastic.
526-005f	SEAT MOUNTING	(B),Seat mounting - the lower area of the coach has cantilever mounted (if there are fwd facing flip-ups or wheelchair barriers, they are pedestal), the upper rear area has pedestal mounted.
526-005g	WHEELCHAIR POSITIONS,QUANTITY	(B),Wheelchair positions - two.
526-005h	W/CHAIR POSITIONS,RESTRAINT SYSTEM	(B),Wheelchair restraint system - restraint system for forward facing wheelchair position(s). Mfr, position, mat'l color/type and details as per customer spec.
526-005w	VERTICAL SEAT STANCHIONS	(N),VERTICAL SEATSTANCHIONS - ALL YELLOW POWDERCOATED SST.
526-006	DRIVER'S SEAT,MANUFACTURER	(B),Driver's seat manufacturer - Recaro.
526-006b	DRIVER'S SEAT MODELS,RECARO	(B),Recaro driver's seat - Ergo AM80. The fore/aft seat travel is 9.25".
526-006j	DRIVER'S SEAT BASE RISER	(C),Driver's seat base (riser) - SST.
526-006k	DRIVER'S SEAT MATERIAL	(C),Driver's seat material - all vinyl.
526-006m	DRIVER'S SEAT BELT	(B),Driver's seat belt - lap belt with retractor on left hand side.
526-006n	DRIVER'S SEAT BELT ALARM	(C),Driver's seat belt alarm - required to warn driver that seat belt is not connected.
526-010	OVERHEAD HORIZONTAL STANCHIONS	(C),Overhead stanchions - All horizontal overhead stanchions are yellow SST, ending just forward of the rear chesterfield seat. Supported by yellow cast aluminum hangers and fittings. Set at basic NFIL height dimensions.
526-010d	VERT.STANCHIONS,STREETSIDE FRONT	(N),YELLOW POWDER COATED SST FOR VERTICAL STANCHION AT STREETSIDE FRONT
526-010e	VERT.STANCHIONS,CURBSIDE FRONT	(C),Vertical stanchions,curbside front - yellow powdercoated SST.
526-010f	VERT STANCH @EXITS & RR RISER STEP	(C),Vertical stanchions,exits and rear riser steps - yellow powdercoated SST.
526-010h	VERT.STANCH'S, DRIVER'S BARRIER	(N),THE AISLE AND STREET SIDE VERTICAL STANCHIONS ARE YELLOW POWDER COATED SST.
526-015	MODESTY PANEL,MATERIAL	(C),Modesty panel material - leather grain finish SST panels glued to pegboard sandwich.
526-015b	MODESTY PNLS,GAP @ BOTTOM	(C),Gap at bottom of modesty panels - approx. 1.25" to 1.31" gap at both panels.
526-015e	UPPER LEXAN @ CURBSIDE MODESTY PNL	(A),Upper lexan panel at curbside modesty panel aft of exit - basic width panel (approx. half of modesty panel). MUST be provided if there is an aisle facing seat in the upper area aft of a Slide Glide exit door.
526-015g	TRIM AT TOP MODESTY PANEL	(C),Trim at top of modesty panel - required, SST.
526-025	DRIVER'S BARRIER,MAT'L/TYPE	(B),Driver's barrier - panel is made from .25" thick melamine.
526-025a	DRIVER'S BARRIER,MELAMINE COLOUR	(B),Driver's barrier melamine colour - black cashmere (a.k.a. black suede).
526-025b	DRIVER'S BARRIER,EXTENSION	(C),Driver's barrier extension - hinged panel, 1/4" thick melamine, with one locking and one lift and turn latch, with driver's box.
526-025e	DRVR'S BARRIER EXT'N,MEL.PNL.COLOR	(B),Driver's barrier extension - black suede melamine.
526-029	BARRIER,RADIO BOX	(N),RADIO BOX BARRIER - REQ'D BETWEEN THE RADIO BOX AND PASSENGER AREA YELLOW POWDERCOATED SST
526-040	UPPER PANEL,FORE OF EXIT	(A),Upper lexan (1/2" thick) barrier, fore of exit - basic width panel. MUST have for coach with Slide Glide type exit door.
526-050	FAREBOX STANCHION	(N),YELLOW POWDERCOATED SST. WRAPS AROUND FAREBOX PROVIDING PASSENGER SUPPORT AT ENTRANCE AREA

Option#	Description	Value Description (blank means unset)
526-055	EMERGENCY INSTRUCTIONS	(B),Emergency instructions - applied with adhesive.
526-055a	EMERGENCY INSTRUCTIONS, LANGUAGE	(C),Language for emergency instructions - English/Spanish.
526-060	LUGGAGE RACKS @ FRT WHEELHOUSES	(N)FRONT LUGGAGE RACKS - NO STREETSIDE RACK (DUE TO RADIO BOX ARRANGEMENT). CURBSIDE: HORIZ. YELLOW POWDERCOATED SST TUBE WRAPS AROUND AFT, AISLE AND FORE SIDES OF WHEELHOUSE.
526-060d	AFT.VERT.STANCH.C/SI DE LUGG.RACK	(A),Vertical stanchion aft of front curbside luggage rack - yellow powdercoated SST
526-105	HANDHOLD STRAPS,OVERHEAD STANCHIONS	(C),Handhold straps on overhead stanchions - 6 flexible black nylon straps, loose on horizontal stanchions, locations as per customer spec.
549-005a	HVAC SYSTEM,MFR & TYPE	(C),HVAC system manufacturer and type - Carrier RM55 rear A/C (non-60' coaches).
549-005b	HVAC ELECTRONICS	(C),HVAC electronics - Carrier Micro-Max system.
549-005e	REFRIGERANT	(A),Refrigerant - R-134a Freon
549-005f	HVAC FRESH AIR INTAKE	(B),HVAC fresh air intake - recirculated air only.
549-005n	HVAC UNIT MOTOR TYPE	(C),HVAC motor type - brushless motor for primary heating & cooling system.
549-005p	DEFROSTER	(C),Defroster - with Rotron brushless motor.
549-005q	DRIVER'S BOOSTER FAN	(A),Driver's booster fan - MCC driver's overhead fan with brushless motor.
549-005qa	DRIVER'S BOOSTER FAN CONNECTION	(B),Driver's booster fan connection - to the HVAC (heat or A/C) system.
549-005s	A/C DRAIN PAN	(B),A/C drain pan - provided for rear mounted A/C, heater or condenser units..
549-005v	HVAC SYSTEM VALVES	(B),HVAC system valves - gate valves.
549-005x	A/C COMPRESSOR	(C),A/C compressor - Carrier,05G-41, 41 cubic inch displacement.
549-005zb	HVAC RETURN AIR FILTER	(C),Return air filter - basic filter (hog hair) required at the return air grille (basic provision for roof HVAC, available for rear HVAC).
549-005zc	HVAC,PULLDOWN SPEC	(C),HVAC pulldown spec - As per customer spec. This includes extra vents at front area of coach, ductliners for the driver's booster fan and in entrance mech.box, etc.
549-075	CLAMPS,A/C,HEATER LINES	(B),A/C and heater line clamps - Breeze.
549-NEW	DRIVER DEDICATED A/C SYSTEM	(N),DRIVER'S A/C SYSTEM BUILT INTO DASH
580-005	WHEELCHAIR RAMP	(B),Wheelchair ramp - at front door only.
580-005d	FRONT RAMP CONTROL	(B),Front ramp control - ramp switch @ driver's instrument panel.
600-010	BACK-UP ALARM	(B),Backup alarm - basic alarm located on street side.
600-060	FAREBOX PEDESTAL	(B),Farebox pedestal - carbon steel.
600-060a	FAREBOX PEDESTAL HOLES	(C),Farebox mounting provisions - holes to accept GFI connectors. Must have if NFIL installs GFI farebox. Optional if customer installs.
600-061	FAREBOX	(C),Farebox - GFI Odyssey, 41" tall.
600-061a	FAREBOX SUPPLIED BY	(C),Farebox source of supply - supplied and installed by NFIL.
600-061d	FAREBOX POSITION	(C),Farebox position - whether installed by NFIL or by customer, is located in customer specified position.
600-065	RADIO EQUIP MOUNTING PROVISIONS	(C),Streetside radio/equipment box - box with aisle facing door, material, internal details and latching as per customer spec.
600-067	RADIO,COMMUNICATION SYSTEM	(N),PRE-WIRED TO ACCOMMODATE SIEMENS RADIO COMMUNICATIONS SYSTEM. INCLUDES GPS ANTENNA, RADIO ANTENNA AND WLAN ANTENNA

Option#	Description	Value Description (blank means unset)
600-160	METHANE DETECTION	(C),Methane detection - Amerex Safety Net System, details as per customer spec.
600-160a	METHANE DETECTOR LOCATION	(C),Methane detector locations - 4 detectors, 1 @ roof tanks, 2 @ engine compartment, 1 above ceiling panel @ inside rear of coach.
600-170	GROUND STRAP	(C),Ground straps - two ground straps (straps that hang off structure frame), one front and the second in rear of coach
600-200	FIRE SUPPRESSION	(C),Fire suppression - Amerex Safety Net System, equipment as per customer spec.
600-200d	AMEREX FIRE DETECTION SENSORS	(B),Amerex fire detection sensors - two at streetside and one at curbside of engine compartment.
600-265	BICYCLE RACK,MFR/MODEL	(C),Bicycle rack, manufacturer/model - Sportworks, DL2-NP (narrow profile), front mounted.
600-265a	SPORTWORKS BICYCLE RACK MOUNTING	(C),Sportworks bicycle rack mounting - bolted slide-in standoff with bolted pivot.
600-265b	SPORTWORKS BICYCLE RACK REMOVAL	(C),Sportworks bicycle rack removal - bolted rack.
600-265d	SPORTWORKS BICYCLE RK MATL/COLOR	(C),Sportworks bicycle rack material/colour - white powdercoated (note: the support arm housing is bead blasted non-glare SST.).
600-265g	BICYCLE RACK INSTRUCTIONS	(B),Bicycle rack instructions - English.
600-265h	BICYCLE RACK MIRROR	(C),Bicycle rack mirror - 6" diameter convex installed at curbside interior.
600-285	VIDEO SURVEILLANCE SYSTEM	(A),Video surveillance - provisions, conduit and fish wire.
600-285b	PROVISIONS - INTERIOR VIDEO SURVEILLANCE	(N),FISHWIRE AND CONDUIT WITH 1.25" HOLES PLUGGED FOR A 7 CAMERA SYSTEM LAYOUT. INCLUDES ONE EXTERIOR CURBSIDE CAMERA

**CERTIFICATION
ELK GROVE CITY COUNCIL RESOLUTION NO. 2009-228**

STATE OF CALIFORNIA)
COUNTY OF SACRAMENTO) ss
CITY OF ELK GROVE)


I, Susan J. Blackston, City Clerk of the City of Elk Grove, California, do hereby certify that the foregoing resolution was duly introduced, approved, and adopted by the City Council of the City of Elk Grove at a special meeting of said Council held on November 18, 2009 by the following vote:

AYES : COUNCILMEMBERS: *Hume, Scherman, Cooper, Davis, Detrick*

NOES: COUNCILMEMBERS: *None*

ABSTAIN : COUNCILMEMBERS: *None*

ABSENT: COUNCILMEMBERS: *None*


Susan J. Blackston, City Clerk
City of Elk Grove, California